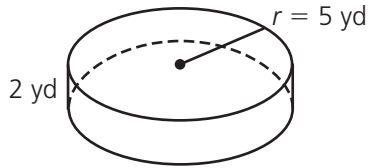


Contents

Lesson 1	Intersecting Lines and Angles	4
Lesson 2	Parallel Lines and Transversals	6
Lesson 3	Circles	8
Lesson 4	Circumference of Circles	10
Lesson 5	Area of Circles	12
Lesson 6	Central Angles and Sectors	14
Lesson 7	Right Triangles	16
Lesson 8	More Right Triangles	18
Lesson 9	Angle Sums of Triangles and Quadrilaterals	20
Lesson 10	Angle Sums of Polygons	22
Lesson 11	Area of Polygons	24
Lesson 12	Solid Figures	26
Lesson 13	Volume of Prisms	28
Lesson 14	Volume of Cylinders	30
Lesson 15	Surface Area of Prisms	32
Lesson 16	Surface Area of Cylinders	34
Lesson 17	Congruent Figures	36
Lesson 18	Similar Figures	38
Lesson 19	Coordinate Planes	40
Lesson 20	Polygons on Coordinate Planes	42
Lesson 21	Translations and Rotations	44
Lesson 22	Reflections	46
	How to Answer Constructed Response Questions	48

LESSON 16 Surface Area of Cylinders

The surface area of a **cylinder** is the sum of the areas of the two circular bases plus the area of the curved surface.



What is the surface area of this cylinder?

$$SA = 2\pi r^2 + 2\pi rh$$

$$SA = 2\pi(5)^2 + 2\pi(5)(2)$$

$$SA = 50\pi + 20\pi = 70\pi \text{ yd}^2$$

Area of a circle:

$$A = \pi r^2$$

Circumference of a circle:

$$C = 2\pi r$$

Surface area of a cylinder:

$$SA = 2\pi r^2 + 2\pi rh$$

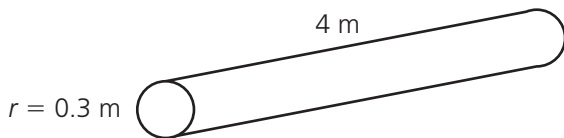
Read each problem. Circle the letter of the best answer.

- 1** A wax candle is shaped like a cylinder. Its diameter is 6 centimeters and its height is 8 centimeters. What is the approximate surface area of this candle?

- A** 150.72 cm² **C** 376.8 cm²
B 207.24 cm² **D** 414.48 cm²

Since the diameter of the candle is 6 centimeters, the radius is half that, or 3 centimeters. Substitute $r = 3$, $h = 8$, and $\pi \approx 3.14$ into the formula $SA = 2\pi r^2 + 2\pi rh$. You get $SA = 2(3.14)(3)^2 + 2(3.14)(3)(8) = 56.52 + 150.72 = 207.24$. The correct answer is B.

- 2** What is the approximate surface area of the cylinder shown below?

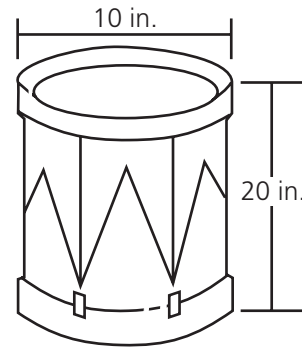


- A** 1.1304 m²
B 2.2608 m²
C 3.768 m²
D 7.536 m²

- 3** A spice jar is shaped like a cylinder. The jar has a diameter of 2 inches and a height of 4 inches. What is the surface area of the spice jar?

- A** $8\pi \text{ in.}^2$ **C** $16\pi \text{ in.}^2$
B $10\pi \text{ in.}^2$ **D** $24\pi \text{ in.}^2$

- 4** A cylindrical drum is shown below.



What is the approximate surface area of the drum?

- A** 785 in.²
B 1,256 in.²
C 1,570 in.²
D 1,884 in.²

Read each problem. Write your answers.

- 5 A can of tuna has a diameter of 8 centimeters and a height of 4 centimeters.

- A What is the approximate area of the label surrounding the tuna can?

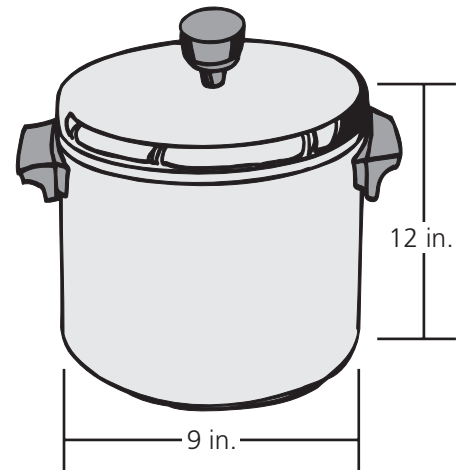


Answer: _____

- B Explain how you found your answer.

- 6 A metal pot is shaped like a cylinder.

- A To the nearest square inch, what is the area of the bottom of the metal pot?



Answer: _____

- B To the nearest square inch, what is the total surface area of the metal pot, not including the lid?

Answer: _____

- C Explain how you found your answer to part B.
