

Table of Contents

Part I

Identifying Sequence	4
Recognizing Time-Clue Words	5
Picturing Sequence	6
Creating a Process Diagram	7
Constructing a Time Line	8
Ordering Paragraphs	9

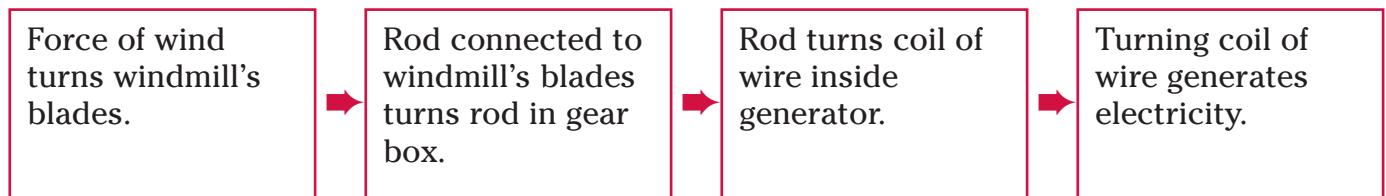
Part II

Practice Exercises	10
------------------------------	----

Creating a Process Diagram

Understanding the sequence is also important when you are following the steps of a process, such as a recipe or a set of instructions, or a natural event such as an eclipse of the sun or the development of a rainstorm. One way to follow the sequence of a process is to make a **step-by-step diagram**.

How a Windmill Generates Electricity



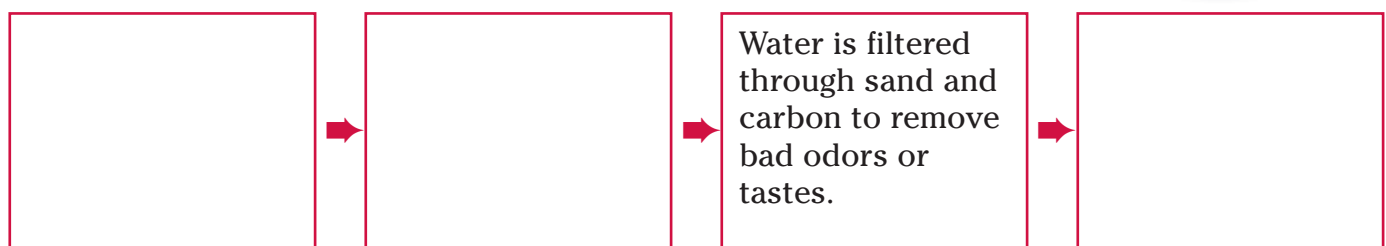
Read the passage. Then complete the diagram.

It takes several steps to make water from a lake, stream, or reservoir safe to drink. First, a microstrainer gets rid of leaves, twigs, and other objects. Then a chemical, ozone, is added to the water. This kills bacteria, tiny living things that may cause diseases. The water is then filtered through sand and then through carbon to rid it of

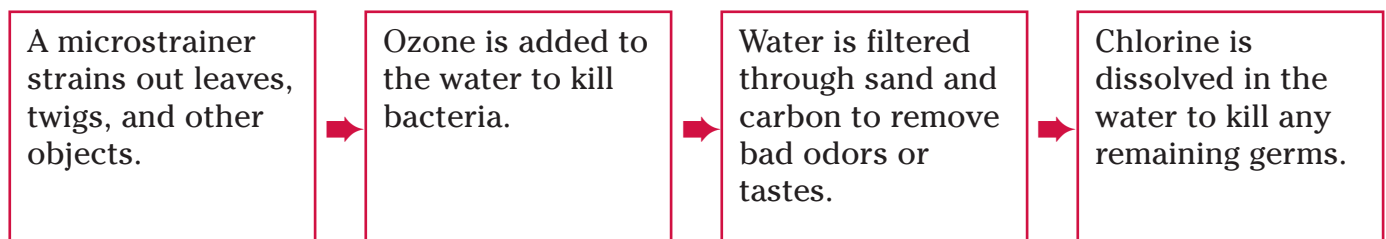
any bad odors or tastes it might still have. In the last step a tiny bit of chlorine, another chemical, is dissolved in the water to kill any germs that may still be present. At last, the water is ready to be pumped into homes, offices, factories, schools, and hospitals.

Creating a Process Diagram

How Drinking Water Is Purified



Check your diagram. Is it similar to the one below? Does it list the main steps briefly but accurately? If not, go back to the article and check the sequence.



- 3 Which of these events happened *last*?
- A Hot dogs were first sold at baseball games.
 - B Sausage makers introduced low-fat hot dogs.
 - C “Nathan’s” became a famous name in hot dogs.
 - D Hot dogs were sold on the beach at Coney Island.

And what’s a hot dog without mustard to add a spicy flavor to the meat? Mustard is a plant. Its leaves are rich in vitamins and can be eaten in salads, but it’s the seeds that make the stuff you spread on sandwiches. The seeds are tiny—only about 1 millimeter in diameter—and they range in color from yellowish white to black. It’s the oil in them that gives mustard its flavor. After the seeds are sorted, they are washed and dried. Next, to add tartness, they are soaked in a weak acid, such as vinegar, cider, or sour grape juice. Then they are crushed. The crushed seeds are put in a machine that removes their shells. The remaining paste is then mixed and left to sit in a vat for 48 hours. Coloring is added. Finally, the mustard is poured into jars to be sold.

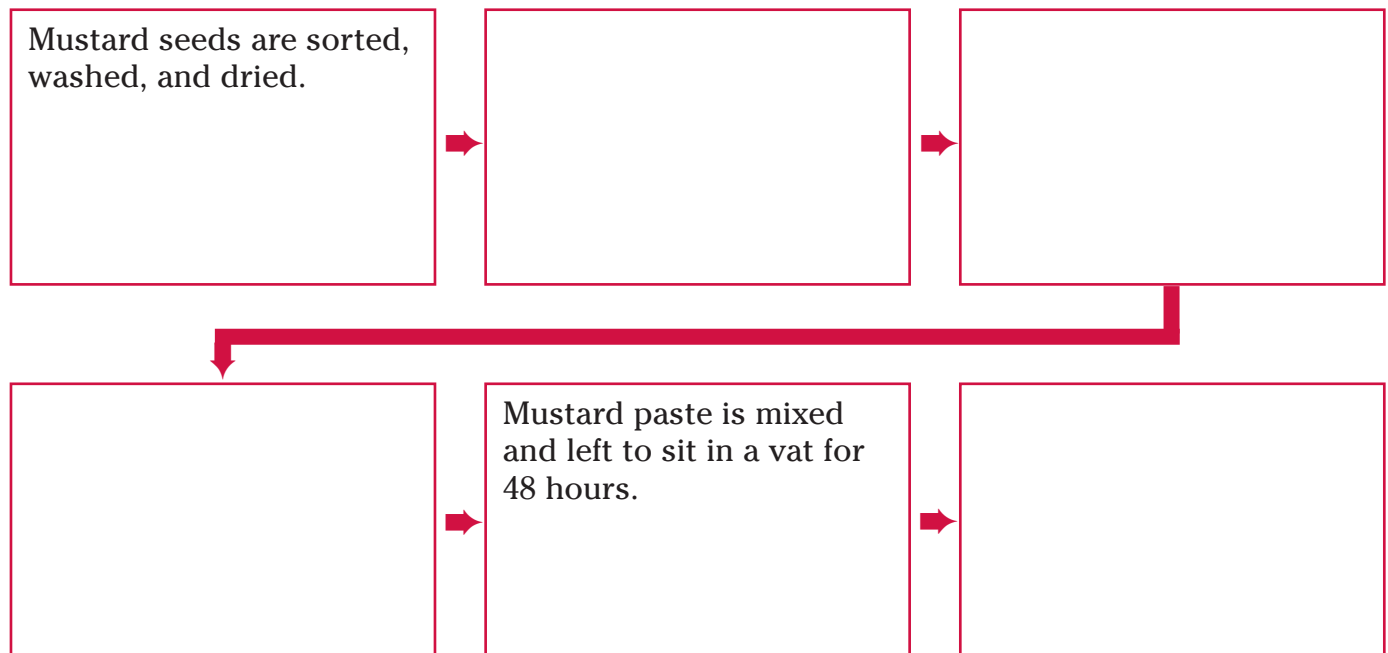


Creating
a Process
Diagram

PAGE 7

- 1 Complete this diagram to show the steps of the process.

Making Mustard



4 The Spanish flu reached every corner of the United States—

- A before U.S. officials became aware of the problem
- B after the troops came home from the war
- C the same month the war ended
- D during the summer of 1919

Every year, between 5 and 20 percent of the U.S. population gets the flu. It is caused by a virus that infects the cells of the lungs and breathing passages. The virus is usually spread through the air. An infected person coughs and spreads the virus to someone standing nearby. But you can also get it by touching an infected surface and putting your hand to your mouth or eyes.

Once it is in your body, it does what viruses do: It invades your cells and uses their DNA to make copies of itself. The cells

die, and the virus infects other cells. Within 48 hours, you feel the first symptoms: a dry cough, sore throat, and stuffy nose. Then you start feeling extremely tired. You get headaches and a fever. Fever is a sign that your immune system has kicked in and is fighting the virus. But before your immune system wins, the virus may spread to your muscles, causing aching legs and back. After about five to seven days, your immune system has produced enough antibodies to kill the flu virus, and you get well again.

1 Complete this diagram to show the steps of the process.

Getting the Flu

