

# Table of Contents

About <i>Finish Line for ELLs: English Proficiency Practice, Grade 4</i> . . . . .	7
Unit 1 LISTENING . . . . .	9
Model Lesson Academic Science: At the Pet Store . . . . .	10
Lesson 1 Conversational Language. . . . .	13
Folder A Personal Information	
Lesson 2 Academic Language Arts . . . . .	17
Folder B Main Idea and Details	
Lesson 3 Academic Mathematics . . . . .	21
Folder C Equivalent Fractions	
Lesson 4 Academic Social Studies . . . . .	24
Folder D Historical Leaders	
Lesson 5 Academic Science . . . . .	28
Folder E States of Matter	
Lesson 6 Conversational Language. . . . .	32
Folder A Leisure Activities	
Lesson 7 Academic Language Arts . . . . .	36
Folder B Fable—Story Elements	
Lesson 8 Academic Mathematics . . . . .	40
Folder C Money	
Lesson 9 Academic Social Studies . . . . .	45
Folder D National Symbols	
Lesson 10 Academic Science . . . . .	48
Folder E Living Systems	



<b>Unit 2 READING</b>	<b>53</b>
Model Lesson Academic Science: Caring for Pets	<b>54</b>
Lesson 11 Conversational Language	<b>57</b>
Folder A Informational Text—Opinions	
Lesson 12 Academic Mathematics	<b>61</b>
Folder B Place Value	
Lesson 13 Academic Science	<b>65</b>
Folder C Energy—Batteries	
Lesson 14 Academic Language Arts	<b>68</b>
Folder D Realistic Fiction—Text Structure	
Lesson 15 Academic Social Studies	<b>71</b>
Folder E America’s Story	
Lesson 16 Conversational Language	<b>74</b>
Folder A Rules and Procedures	
Lesson 17 Academic Mathematics	<b>78</b>
Folder B Time	
Lesson 18 Academic Science	<b>82</b>
Folder C Energy—Heat	
Lesson 19 Academic Language Arts	<b>85</b>
Folder D Fluency/Self-Monitoring Strategies	
Lesson 20 Academic Social Studies	<b>89</b>
Folder E Time Zones	



Unit 3 WRITING . . . . .	<b>93</b>
Model Lesson Academic Science: The Needs of Living Things . . . . .	<b>94</b>
Lesson 21 Conversational Language. . . . .	<b>96</b>
Folder A Rules and Procedures	
Lesson 22 Academic Mathematics . . . . .	<b>98</b>
Folder B Area	
Lesson 23 Academic Science. . . . .	<b>101</b>
Folder C States of Matter	
Lesson 24 Conversational Language and Academic Language Arts . . . . .	<b>103</b>
Folder D Leisure Activities	
Lesson 25 Conversational Language. . . . .	<b>109</b>
Folder A Directions	
Lesson 26 Academic Mathematics . . . . .	<b>111</b>
Folder B Percent	
Lesson 27 Academic Science. . . . .	<b>114</b>
Folder C Body Systems	
Lesson 28 Academic Language Arts and Social Studies. . . . .	<b>116</b>
Folder D Basic Economics	



<b>Unit 4 SPEAKING</b> .....	<b>121</b>
Model Lesson Academic Science: Animals in Our Neighborhood .....	<b>122</b>
Lesson 29 Conversational Language .....	<b>123</b>
Folder A Personal Experiences	
Lesson 30 Academic Language Arts and Social Studies .....	<b>126</b>
Folder B Historical Figures	
Lesson 31 Academic Mathematics and Science .....	<b>131</b>
Folder C Food and Nutrition	
Lesson 32 Conversational Language .....	<b>136</b>
Folder A Health and Safety	
Lesson 33 Academic Language Arts and Social Studies .....	<b>139</b>
Folder B Communities and Regions	
Lesson 34 Academic Mathematics and Science .....	<b>144</b>
Folder C Weather Patterns	
 <b>APPENDIX</b> .....	 <b>149</b>
Parent Letter, English .....	<b>151</b>
Parent Letter, Spanish .....	<b>153</b>
Parent Letter, Arabic .....	<b>155</b>
Parent Letter, Chinese .....	<b>157</b>
Parent Letter, Korean .....	<b>159</b>
Parent Letter, Vietnamese .....	<b>161</b>
Answer Sheets with Rubrics .....	<b>163</b>
Comprehensive Scoring Form .....	<b>167</b>
Connecting Assessment to Instruction .....	<b>168</b>





# Time Zones

**Say:** Turn to page 89. We are going to do a Reading lesson. You will read information and then answer questions. Some questions may be easier for you than others. Just do the best you can.

*Make sure that each student has a pencil and that each student is on page 89.*

**Say:** Follow along as I read the title, “U.S. Time Zones.”

FOLDER  
**E**

READING: Academic Social Studies


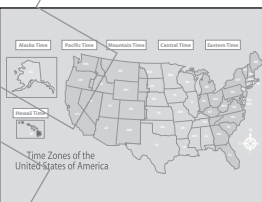
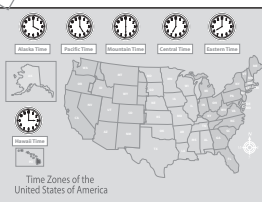
## Time Zones

### U.S. Time Zones

The world is divided into 24 time zones. That makes one time zone for each hour of the day. Time in the zones to the east of where you live is later than your time. The time in the zones to the west of where you live is earlier than your time.

Six of the time zones are in the United States. The U.S. zones are called the Eastern, Central, Mountain, Pacific, Alaska, and Hawaii-Aleutian Time Zones. Another time zone covers the U.S. territories of the U.S. Virgin Islands and Puerto Rico. Look at the map below to see the time zones.

In the last picture, the clock above each time zone tells what time it is there. If it's 8 P.M. in the Eastern Time Zone, it is 7 P.M. in the Central Time Zone, and 6 P.M. in the Mountain Time Zone. In the Pacific Time Zone it's 5 P.M. It's 4 P.M. in the Alaska Time Zone and 3 P.M. in the Hawaii-Aleutian Time Zone.

LESSON 20
UNIT 2 Reading
89

© The Continental Press, Inc. DUPLICATING THIS MATERIAL IS ILLEGAL.

*Point to the story and pictures on the student book page.*

**Say:** This article is about time zones. There are 24 time zones around the world. Each time zone is one hour different from the time zones that are next to it. Read the article carefully. Look at the pictures. Then answer the questions that follow.

Now turn the page.

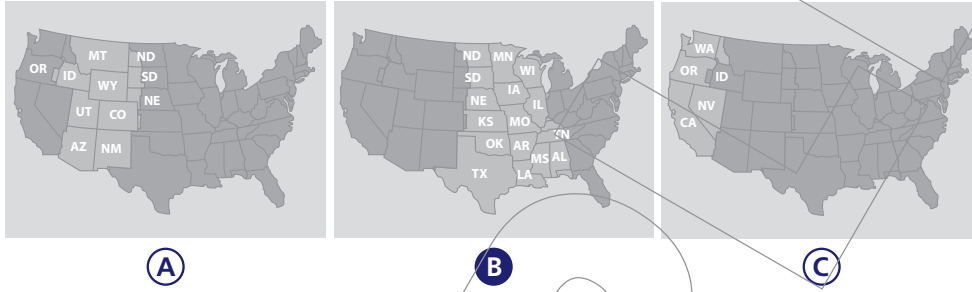


# Time Zones

Point to number 1 on the student book page. Explain to students that they should read each question and then fill in the circle of the best answer choice. Have students complete the questions independently.

**Say:** Read each question. Then mark your answer.

- Kate wants to call her grandmother. Kate lives in Pennsylvania (PA). That's in the Eastern Time Zone. Her grandmother lives in Wisconsin (WI). In which time zone is Wisconsin (WI)?



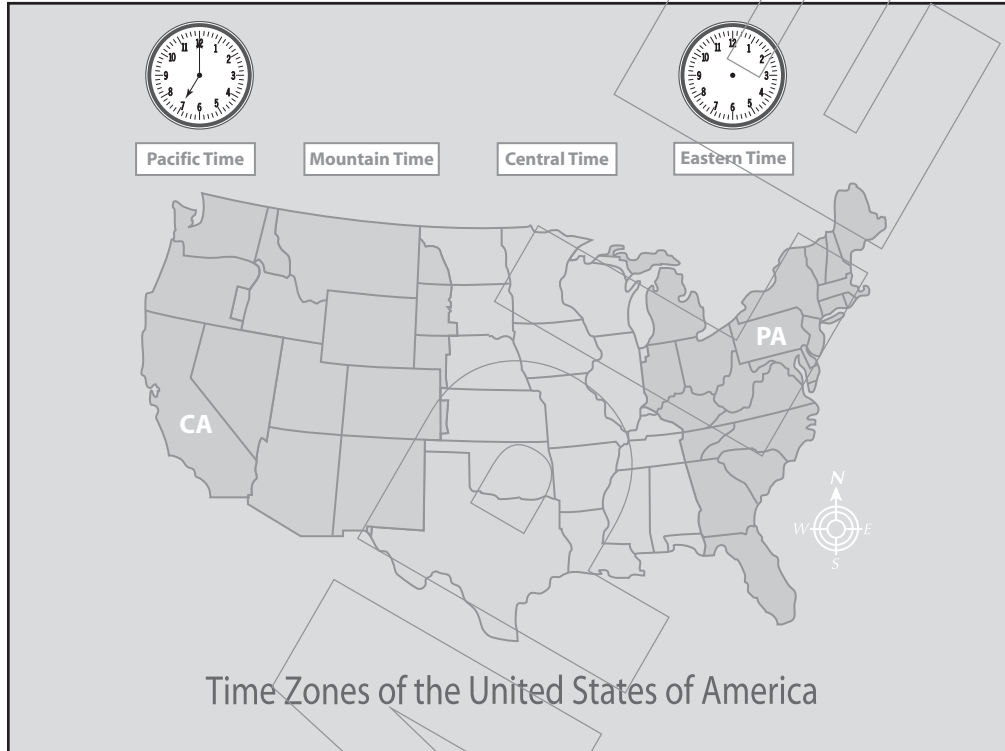
Item	Answer	Language Level	Performance Objective
1	B	Intermediate	Students will identify time zones

SAMPLE




## Time Zones

2. Kate's older sister is working in California (CA). She calls home to her family in Pennsylvania (PA). It's 7:00 A.M. in California. California is west of Pennsylvania. So the time in Pennsylvania will be later. What time is it in Pennsylvania?



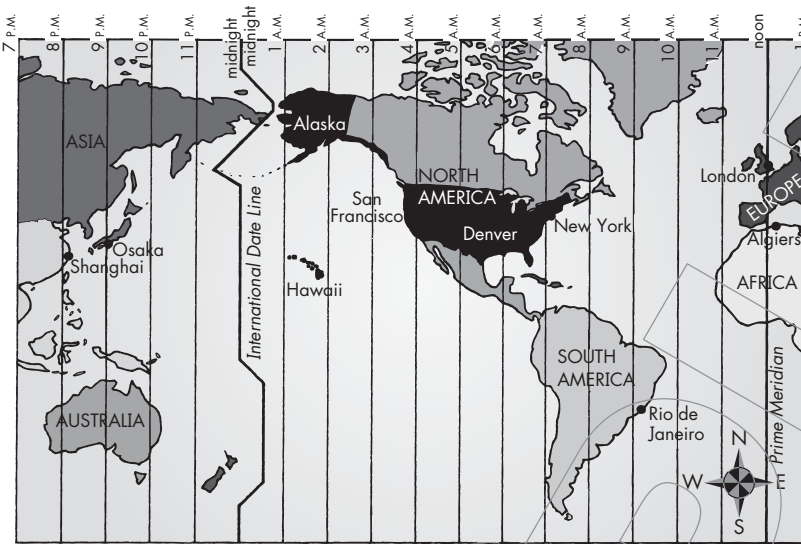
- (A) It is 5:00 A.M. in Pennsylvania.
- (B) It is 9:00 A.M. in Pennsylvania.
- (C) It is 10:00 A.M. in Pennsylvania.
- (D) It is 11:00 A.M. in Pennsylvania.

Item	Answer	Language Level	Performance Objective
2	C	Intermediate-High	Students will compare/contrast information about time zones





3. Kate looks at the map of time zones around the world. Which statement about the time zones is true?



- (A) Africa and Hawaii are in the same time zone.
- (B) Europe and Alaska are only one hour apart.
- (C) There are nine time zones in Australia.
- (D) Parts of North and South America are in the same time zones.

Item	Answer	Language Level	Performance Objective
3	D	Advanced	Students will interpret information about time zones

### Extension Activity

1. Have students look at the map of U.S. time zones. Call out the name of a state and show its abbreviation on the board. Have students locate the state on the map and tell its time zone. [I]
2. Extend activity 1. After students tell the time zone for the given state, ask: *If it's \_\_\_ (time) here, what time is it in \_\_\_?* Have students calculate the time difference and respond: *If it's \_\_\_ here, it's \_\_\_ in \_\_\_.* Explain how to show the difference between A.M. and P.M. times. [IH]
3. Extend activities 1 and 2 to include all time zones on the world map. Introduce the concept of the International Date line. Explain how to calculate the time and day differences. Then ask: *If it's \_\_\_ (time) here, what time is it in \_\_\_ (another country)?* [A]

