


n

p

t


f



en



it



et



up



ap


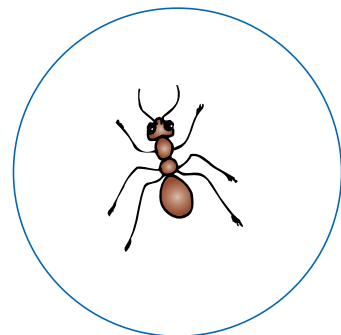
10

en

**Directions** Review the letters at the top of the page and the sounds they stand for. Identify the pictures with the children. Ask them to choose the letter that stands for the first sound they hear in each picture name and print that letter at the beginning of the word.

Name \_\_\_\_\_

Aa



**Directions** Have children repeat after you, “Ants and alligators eat apples.” Identify the pictures with the children. Have them draw a line from pictures with names that begin with /a/ to the picture of the apple.