

# TABLE of CONTENTS

<b>Introduction</b> .....	<b>5</b>
<b>Unit 1 Multiplying Decimals</b>	
Multiplying Decimals by 10, 100, or 1,000 .....	<b>6</b>
Multiplying Decimals and Whole Numbers .....	<b>8</b>
Multiplying Decimals by Decimals .....	<b>10</b>
More Multiplying Decimals by Decimals .....	<b>12</b>
Multiplying Decimals to Solve Problems .....	<b>14</b>
Unit 1 Review .....	<b>16</b>
<b>Unit 2 Dividing Decimals</b>	
Dividing Decimals by 10, 100, or 1,000 .....	<b>18</b>
Dividing Decimals by Whole Numbers .....	<b>20</b>
Dividing Decimals by Decimals .....	<b>22</b>
More Dividing Decimals by Decimals .....	<b>24</b>
Dividing Decimals to Solve Problems .....	<b>26</b>
Unit 2 Review .....	<b>28</b>
<b>Unit 3 Multiplying Fractions</b>	
Representing Fractions .....	<b>30</b>
Multiplying Fractions and Whole Numbers .....	<b>32</b>
Multiplying Fractions .....	<b>34</b>
A Shortcut for Multiplying Fractions .....	<b>36</b>
Multiplying Fractions and Mixed Numbers .....	<b>38</b>
Multiplying Fractions to Solve Problems .....	<b>40</b>
Unit 3 Review .....	<b>42</b>
<b>Unit 4 Dividing Fractions</b>	
Understanding Reciprocals .....	<b>44</b>
Dividing Whole Numbers by Fractions .....	<b>46</b>
Dividing Fractions by Fractions .....	<b>48</b>
Dividing Fractions by Whole Numbers .....	<b>50</b>
Dividing Fractions and Mixed Numbers .....	<b>52</b>
Dividing Fractions to Solve Problems .....	<b>54</b>
Unit 4 Review .....	<b>56</b>
<b>Unit 5 Ratios</b>	
Ratios .....	<b>58</b>
Equivalent Ratios .....	<b>60</b>

More Ratios . . . . .	<b>62</b>
Ratio Tables . . . . .	<b>64</b>
Using Ratios to Solve Problems. . . . .	<b>66</b>
Unit 5 Review . . . . .	<b>68</b>
<b>Unit 6 Rates</b>	
Rates and Unit Rates . . . . .	<b>70</b>
Equivalent Rates and Rate Tables. . . . .	<b>72</b>
Representing Rates . . . . .	<b>74</b>
Using Rates to Solve Problems . . . . .	<b>76</b>
Unit 6 Review . . . . .	<b>78</b>
<b>Unit 7 Expressions</b>	
Variables and Expressions . . . . .	<b>80</b>
Writing Expressions . . . . .	<b>82</b>
Evaluating Expressions. . . . .	<b>84</b>
Equivalent Expressions. . . . .	<b>86</b>
Simplifying Expressions . . . . .	<b>88</b>
Using Expressions to Solve Problems . . . . .	<b>90</b>
Unit 7 Review . . . . .	<b>92</b>
<b>Unit 8 Equations</b>	
Equations . . . . .	<b>94</b>
Writing Equations . . . . .	<b>96</b>
Solving Equations: Addition and Subtraction . . . . .	<b>98</b>
Solving Equations: Multiplication and Division . . . . .	<b>100</b>
Solving Equations with Fractions . . . . .	<b>102</b>
Using Equations to Solve Problems . . . . .	<b>104</b>
Unit 8 Review . . . . .	<b>106</b>
<b>Unit 9 Formulas</b>	
Formulas . . . . .	<b>108</b>
Area Formulas . . . . .	<b>110</b>
Volume Formulas . . . . .	<b>112</b>
Using Formulas to Solve Problems . . . . .	<b>114</b>
Unit 9 Review . . . . .	<b>116</b>
<b>Unit 10 Patterns and Functions</b>	
Patterns. . . . .	<b>118</b>
Sequences and Rules . . . . .	<b>120</b>
Function Tables. . . . .	<b>122</b>
Constructing Function Tables . . . . .	<b>124</b>
Unit 10 Review . . . . .	<b>126</b>
<b>Mathematics Reference Sheet</b> . . . . .	<b>128</b>

# Representing Fractions

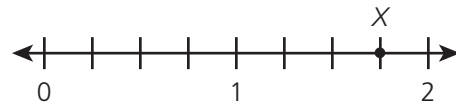
A **fraction** can show part of a whole or part of a set. The **numerator** is the number on top. The **denominator** is the number on the bottom. A **mixed number** is a whole number plus a fraction.

Read these problems. Answer each question.

What fraction is represented by this area model?



What mixed number is marked  $X$  on this number line?



- 1 How many squares are in the area model? \_\_\_\_\_ This is the denominator of the fraction.
- 2 How many of the squares are shaded? \_\_\_\_\_ This is the numerator of the fraction.
- 3 What fraction is represented by the area model? \_\_\_\_\_
- 4 What two whole numbers is  $X$  between on the number line? \_\_\_\_\_
- 5 How many sections is the number line divided into between 1 and 2? \_\_\_\_\_
- 6 What mixed number does  $X$  represent? \_\_\_\_\_
- 7 Explain how you knew what mixed number  $X$  represents.

---



---



---



## INDEPENDENT PRACTICE


Identify the fraction or mixed number shown by each model.

8



\_\_\_\_\_

9



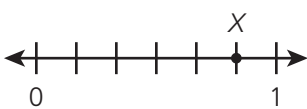
\_\_\_\_\_

10



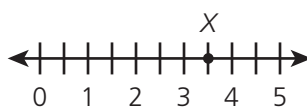
\_\_\_\_\_

11



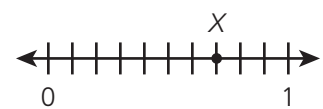
\_\_\_\_\_

12



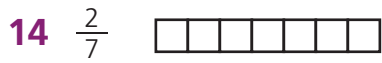
\_\_\_\_\_

13

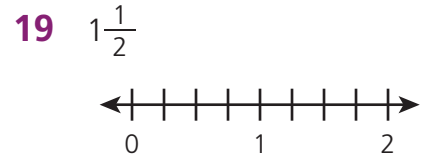
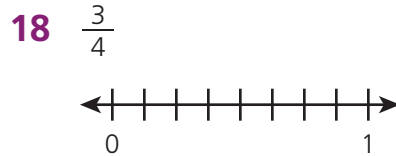
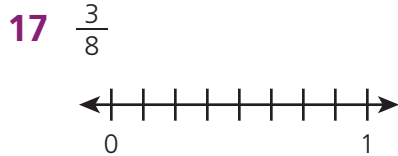


\_\_\_\_\_

Shade each area model to represent the fraction or mixed number.

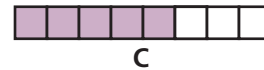
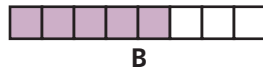
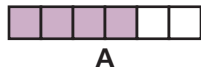


Mark each fraction or mixed number with a dot on the number line.



Answer each question.

**20** Look at these three fraction models.



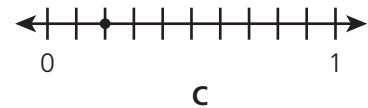
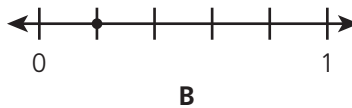
Which two of the models represent the same fraction? Explain how you know.

---



---

**21** Look at the fractions marked on these number lines.



Which two number lines are marked with equivalent fractions? Explain how you know.


---



---

**22** Divide and write your answer as a decimal:  $4 \div 5 = \underline{\hspace{2cm}}$

Shade  $\frac{4}{5}$  of each of these area models:



Explain how the second area model above shows the decimal answer to the division  $4 \div 5$ .

---



---



---